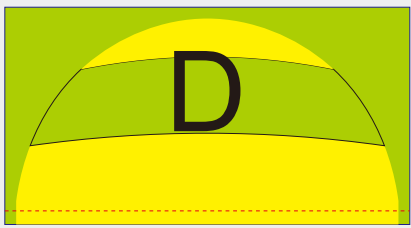
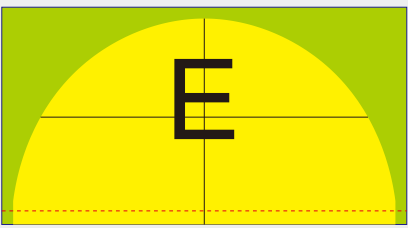



Canopy



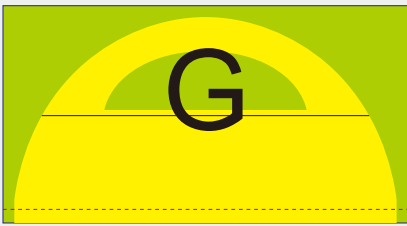
Curve Window Wall




Door Wall




Side Wall



Window Wall



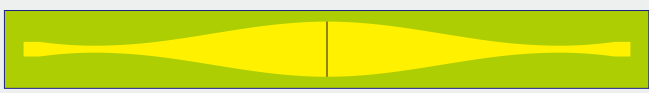
Curve wall



Awning



Banner



6M*6M Connector

1.Green area is bleeding area (in case of shrinkage), please also fill the entire green area
2.Yellow area is printing area (same as the finished product)
3.Proportion is 1:100, please do not change the proportion

LOGO Pantone NO. :
Printing Pantone NO. :

Bleeding
fully fill the bleeding

Horizontal
where close to the floor

Bleeding Area
please also fill the
entire green area

Sewing Line

Printing Area
position for printing